

Item No.	Classification: Open	Date: 15 July 2010	Meeting Name: Health and Social Care Board
Report title:		Performance Report	
Ward(s) or groups affected:		All Electoral wards	
From:		Director of Performance and Corporate Affairs	

RECOMMENDATION(S)

1. The Board is asked to note the latest performance with respect to the LAA targets relating to health and social care.

BACKGROUND INFORMATION

2. The Health and Social Care Board is accountable for delivery of the LAA targets relating to health and social care and this report updates the Board on the latest position for each indicator and notes the key action being taken to address any risks.

KEY ISSUES FOR CONSIDERATION

3. Key issues are noted for each indicator. It should be noted that two LAA targets in 2009/10 have been removed with the agreement of GOL for 2010/11 for the reasons set out in the report.

Policy implications

4. It should be noted that with a change in Government the future of the National Indicator set (of 198 performance indicators) and of the LAA are subject to confirmation. Consideration may be given as to whether the indicators in the LAA remain high priorities.

Community impact statement

5. The report does not recommend any new decisions be taken.

Resource implications

6. No new implications.

NOTE: Legal/Financial implications

7. No legal or financial implications.

Consultation

8. Not applicable.

SUPPLEMENTARY ADVICE FROM OTHER OFFICERS

Not applicable.

BACKGROUND DOCUMENTS

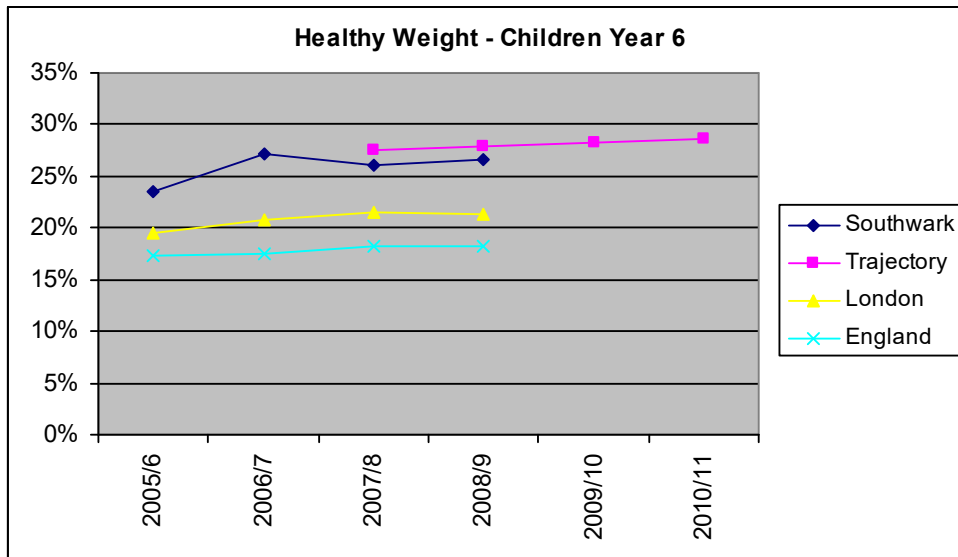
Background Papers	Held At	Contact
None		

AUDIT TRAIL

Lead Officer	Susanna White	
Report Author	Sean Morgan	
Version	Final	
Dated	30 June 2010.	
Key Decision?	No	
CONSULTATION WITH OTHER OFFICERS / DIRECTORATES / CABINET MEMBER		
Officer Title	Comments Sought	Comments included
Strategic Director of Communities, Law & Governance	No	No
Finance Director	No	No
Cabinet Member	/No	No
Date final report sent to Constitutional/Community Council/Scrutiny Team	N/A	

Performance Report on LAA targets relevant to Health and Social Care

1. Healthy Weight of Children (Year 6) LAA indicator NI 56: (ACHIEVED)



In 2008/9 school year the rate of obesity in Year 6 children increased slightly to 26.6% (from 26.02% in 2008). This met the LAA target of 27.9%. However, Southwark continues to have the highest obesity rate in year 6 nationally, and is significantly above the England average of 18.3% and the London average of 21.3%. The issue therefore remains a major priority, and the Southwark Healthy Weight Strategy sets out the work being undertaken to initially reduce the annual rate of increase and subsequently achieve year-on-year reductions in obesity.

Work is well underway on the 2009/10 school year child measurement programme, the data on which will be reported in September.

There is a separate presentation to the meeting covering this issue in more depth.

2. Mortality rates: all ages all causes per 100,000 population (NI 120) (UNDER ACHIEVED)

Males: Final data for 2008 shows a mortality rate of 753, which is an increase from the 2007 rate of 718. This is 3.6% higher than the target (set by DH), and 11% higher than the England average. The increase is mainly due to an unexpected increase in lung cancer deaths in men aged

60-74, which is primarily related to smoking over many years. However in terms of the long term trend there has been a 30% reduction since the 1995-7 baseline, which is a narrowing of the gap with the national rate. The gap between male and female mortality has narrowed. However, there is still a significant inequality issue, with the male mortality rate 59% higher than the female rate. The Health Inequalities strategy aims to address these issues.

Females: 2008 data shows a reduction in the mortality rate for females to 472 (from 499 in 2007). This restores the previous long term downward trend after the increase in 2007. The rate is slightly (0.4%) above the target, however the rate is now 2.6% below the national average. Southwark is the first spearhead PCT in the country to have completely eradicated the inequality gap on this measure. The reduction in female mortality is 25% since the baseline period (1995-7).

Chart 2a: All age all cause mortality rate - Males

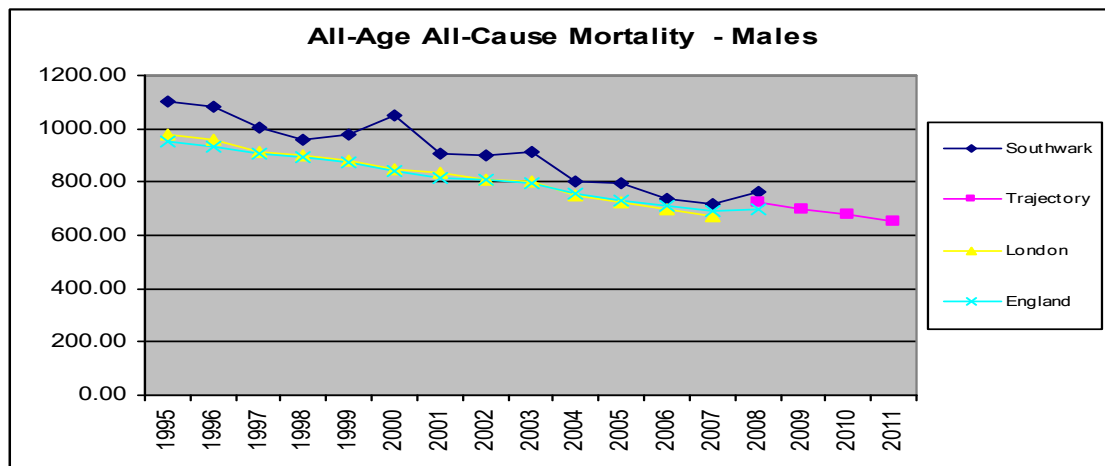
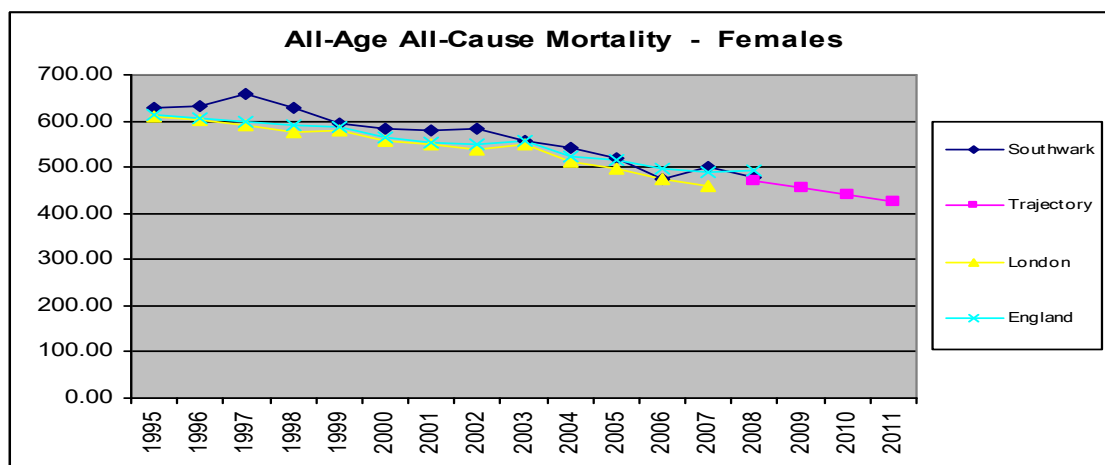


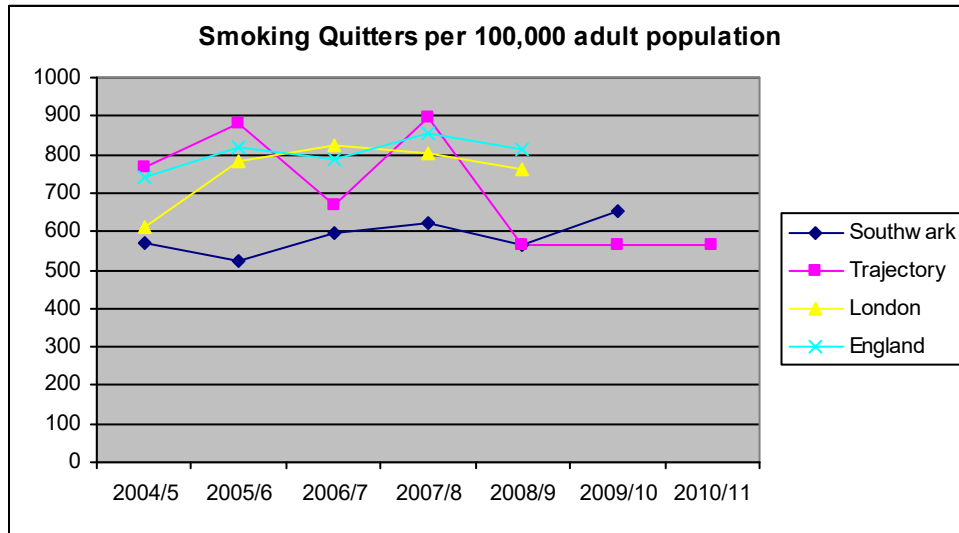
Chart 2b: All age all cause mortality rate – Females



3. Smoking Quitters (NI 123) (ACHIEVED)

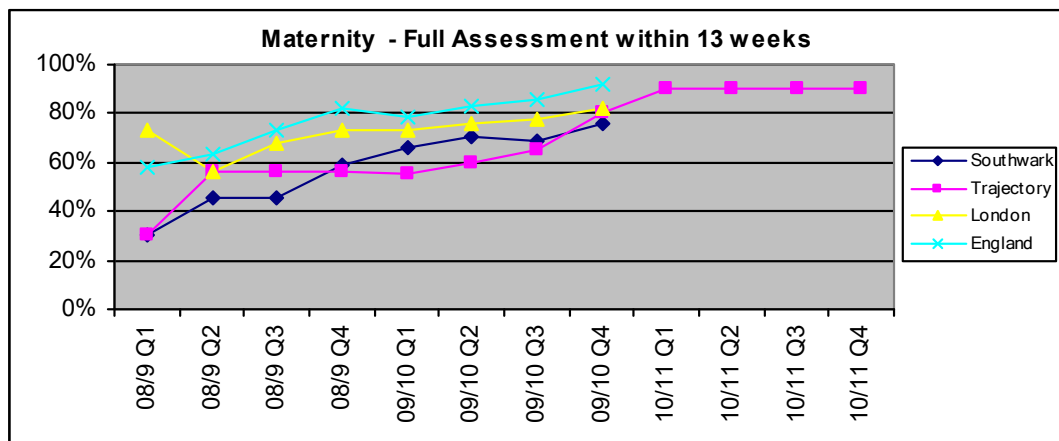
The target for 2009/10 of 1,306 service users who have successfully quit smoking 4 weeks after setting a quit date and receiving support from a smoking cessation service has been achieved, with 1510 people quitting smoking. This is the highest number ever achieved in the 7 years of the national programme and a considerable improvement on the 1277 smoking quitters in 2008/9. Further improvements can be made, in particular the success rates of people entering the service at 35% is below the London average of 47%.

Chart 3: smoking cessation



4 Maternity Early Access (LAA target NI 126) (ACHIEVED)

The target is to increase the percentage of women who have received a full assessment of their health and social care needs by a midwife or obstetrician within 13 weeks of pregnancy to 65% in 2009/10 and 90% by 2010/11. This target was selected because access to maternity services has been identified as an issue locally, and is a possible contributory factor to higher than average infant mortality rates.



Full year performance for 2009/10 was 70.2% hence the target was met. Whilst being a significant improvement this compares unfavourably with the national average of 92% and the London average of 82%. The 2010/11 target of 90% will clearly be very challenging, despite the increased midwifery capacity in local services and the efforts to encourage pregnant women to book their ante natal care earlier as previous research showed that over 10% of pregnant women in Southwark present to their GP well after 13 weeks.

5 Social Care Clients Receiving Self-Directed Support (NI 130) - (UNDER ACHIEVED)

This target is for the number of social care clients receiving services through direct payments or personal budgets (self-directed support) to increase to 30% of all community based service users by the end of April 2011, with an interim target of 17% by April 2010.

The year-end figure achieved for 2009/10 was 511 service users on some form of self-directed support, which equates to 13.7% of all community-based service users. Whilst below the interim target this was a big increase on the previous year's outturn of 3.7%, and there are strong grounds for confidence that the 30% target can now be achieved in 2010/11. Developing the infrastructure for the implementation of personal budgets has been prioritised and, along with other aspects of the personalisation and transformation agenda, is being subject to focused programme management. All new service users and existing clients who have been reviewed are to be offered personal budgets under these arrangements from October, enabling a quicker build up of numbers than was previously possible. Provisional benchmarking data suggests that Southwark's performance for 2009/10 is in line with the London average, which in comparative terms is an improvement as Southwark had been one of the lowest performers in 2008/9.

6 Vulnerable People Achieving Independent Living (LAA indicator NI 141) – not final

This target measures the % of people who are moving on in a planned way through Supporting People services into lower level services and independent living. It measures the performance of short term and temporary services such as temporary housing for the homeless. The target for 2009/10 was 77% of people to be moving on in a planned way. Full year performance is not known due to the delay in data which comes from central government. Quarter 1 performance was 72% and increased to 77% in Q2, with a total of 712 people moved on from supported housing with 528 of these being planned moves (giving 74% for the indicator across both quarters).

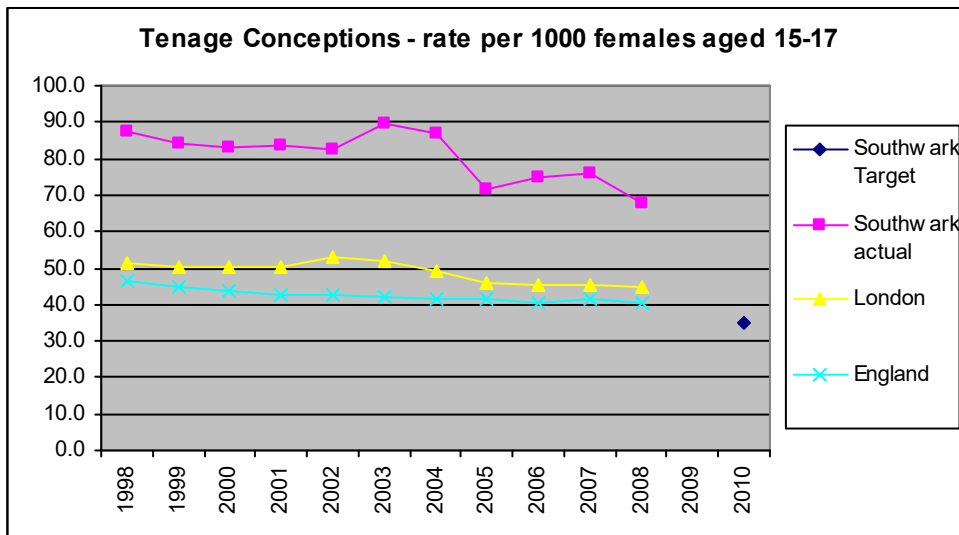
Other LAA targets of interest to Health and Well Being Partnership:

7. Teenage Pregnancy (NI 112) (under achieved)

The latest published data is for Quarter 1 (Jan-Mar) 2009 (provisional) and shows an encouraging downward trend is being maintained, although insufficient to meet the national target. During Quarter 1 there were 61 conceptions, and a 12 month rolling rate of 64.8 conceptions per 1000 females aged 15-17, which is the lowest rate achieved to date.

This is a reduction of 25.6% on the 1998 baseline rate of 87.2 per 1,000, which is a higher reduction than England (14.6% reduction) and London (14.1% reduction). In absolute terms Southwark has the 6th highest rate nationally, hence it remains an issue of concern – however this is a comparative improvement from the position in 2007 when Southwark was highest nationally.

The last full year published data (2008) gave a rate of 68 per 1000 against the LAA target of 67.6.



Note: this indicator was withdrawn from the LAA for 2010/11 as a target for the year 2010 had not been agreed, given that GOL was only prepared to agree the original nationally set 60% reduction on the 1998 baseline by 2010, which is now widely accepted to be impossible given the subsequent trend, whereas Southwark wished to set a local achievable target taking into account the latest position. It remains a local priority.

8&9 Adults with Learning Disabilities in Employment (LAA indicator NI 146) and Adults with Mental Health problems in Employment (LAA indicator NI 150) - No targets set

For 2009/10 16.8% of adults with Learning Disabilities were in paid employment (140 people out of 832), which is a very slight reduction on the 17.7% the previous year but this is not unexpected given the impact of the recession.

The data for the indicator on the employment status of people with mental health problems is still not reliable, with a large number of uncoded records, which gives an outturn figure of just 3.3% of people with mental health problems in paid employment.

It was agreed with GOL that no numerical LAA targets would be set for these employment targets, pending a robust baseline of national and local data, although the borough is committed to a statistically significant improvement year-on-year, the precise level to be determined when baselines are agreed.

10 Drugs Users in Effective Treatment (LAA NI 40) (not achieved)

In the last LAA refresh the numbers in effective treatment target, which had been beset with data accuracy problems, was withdrawn from Southwark's LAA as agreement could not be reached on revising the growth target to reflect the more accurate baseline.

The target for 2009/10 was 1902, which required a 22% increase on the 2008/9 outturn. In fact the numbers recorded have dropped during the year to 1391 by February 2010. This is because there has been a major data quality issue and a large number of cases closed retrospectively as part of a data cleansing exercise. The NTA is aware of the issue and has asked all providers nationally to undertake a data quality audit.

Local drug treatment target: replacing the formal LAA target the council has focused on a more outcome focused local LAA target on which data is reliable; the % retained in effective treatment for 12 weeks. Performance on this has however slipped slightly to 84% compared to the target for 2009/10 of 88%. This performance is in line with the London average.